

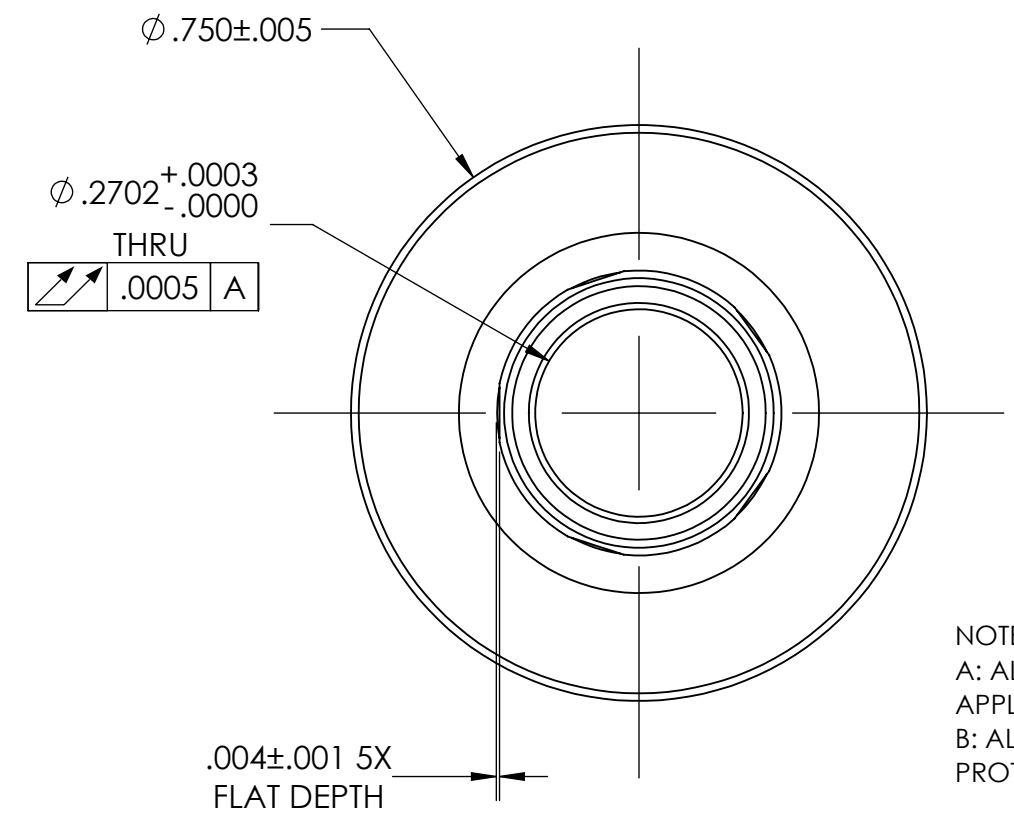
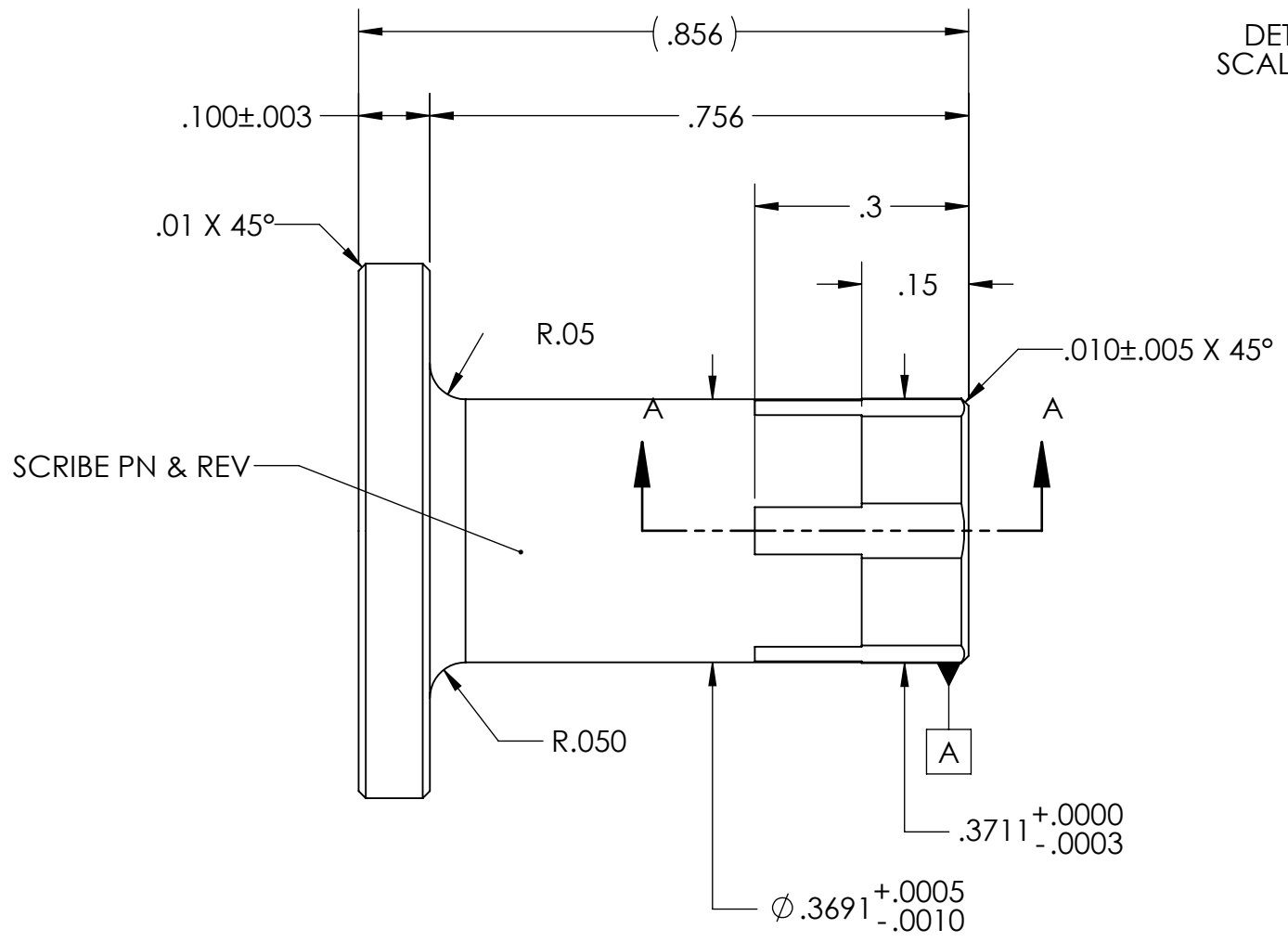
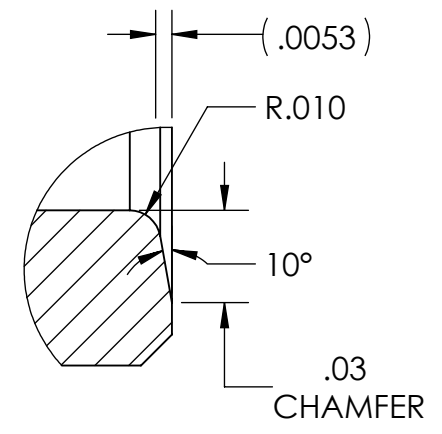
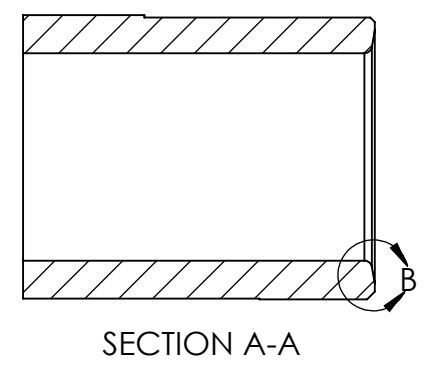
4

3

2

1

REVISIONS			
REV.	DESCRIPTION	DATE	APPROVED
00	INITIAL RELEASE	11/29/22	NK



NOTE:  
A: ALL DIMENSION TOLERANCES APPLY AFTER PARTS FINISH  
B: ALL THREADS TO BE PROTECTED FROM COATINGS

QTY: 1

<p><b>PROPRIETARY AND CONFIDENTIAL</b></p> <p>THE INFORMATION CONTAINED IN THIS DRAWING IS THE SOLE PROPERTY OF D&amp;M HOLDING COMPANY. ANY REPRODUCTION IN PART OR AS A WHOLE WITHOUT THE WRITTEN PERMISSION OF D&amp;M HOLDING COMPANY IS PROHIBITED.</p> <p>ALL DRAWINGS AND PRINTS, WHETHER IN PRINTED OR ELECTRONIC FORMAT, MAY ONLY BE USED FOR THE PURPOSE FOR WHICH PERMISSION TO USE WAS GRANTED.</p> <p>THIS DOCUMENT MAY CONTAIN TECHNOLOGY OR TECHNICAL DATA, THE USE OF WHICH IS RESTRICTED BY THE U.S. ARMS EXPORT CONTROL ACT. THIS DATA IS SUBJECT TO THE LIMITATIONS SPECIFIED IN THE INTERNATIONAL TRAFFIC IN ARMS REGULATIONS (ITAR). BY ACCEPTING THIS DATA, THE RECIPIENT AGREES TO HONOR THE REQUIREMENTS OF THE ITAR.</p> <p>THE INFORMATION ON THIS DOCUMENT MAY NOT BE TRANSFERRED TO ANY OTHER COUNTRY, OR TO A NATIONAL OF ANY OTHER COUNTRY, OR OTHERWISE BE DISPOSED OF IN ANY OTHER COUNTRY, EITHER IN THEIR ORIGINAL FORM OR AFTER BEING INCORPORATED INTO OTHER END-ITEMS IS PROHIBITED BY FEDERAL LAW.</p>	<p>THIRD ANGLE PROJECTION</p> <p>⊙ ±.002 F.I.M.</p> <p>// ±.0005 PER INCH</p> <p>⊥ ±.001 PER INCH</p> <p>BREAK ALL SHARP EDGES AND DEBURR ALL HOLES .03 MAX</p>	<p>UNLESS OTHERWISE SPECIFIED:</p> <p>DIMENSIONS ARE IN INCHES TOLERANCES: FRACTIONAL ±1/64 ANGULAR: MACH ±.5 BEND ±1 ONE PLACE DECIMAL ±.05 TWO PLACE DECIMAL ±.01 THREE PLACE DECIMAL ±.005 FOUR PLACE DECIMAL ±.0005</p> <p>MATERIAL PM-M4 HRC 61-63</p> <p>FINISH 63 U.O.S.</p> <p>DO NOT SCALE DRAWING</p>	NAME	DATE	<p>TITLE: <b>PRE-POCKET EJECTOR - 380 AUTO</b></p> <p>SIZE DWG. NO. REV <b>B CT10396 00</b></p> <p>SCALE: 4:1 WEIGHT: 0.00 SHEET 1 OF 1</p>	
			DRAWN	NK		11/29/2022
			CHECKED			
			ENG APPR.			
			MFG APPR.			
COMMENTS:						

4

3

2

1