

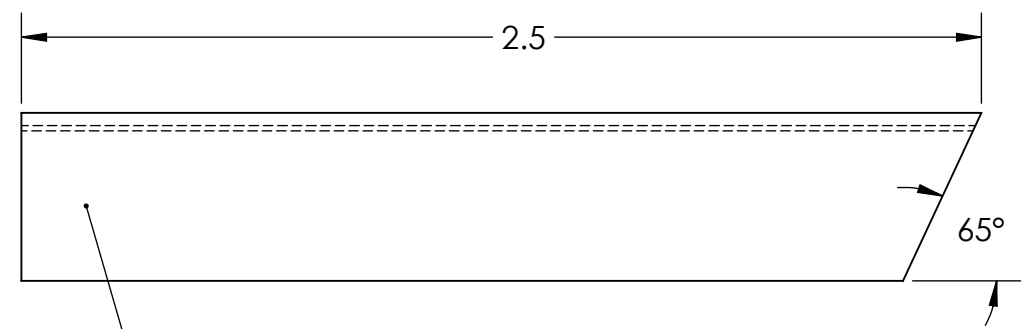
4

3

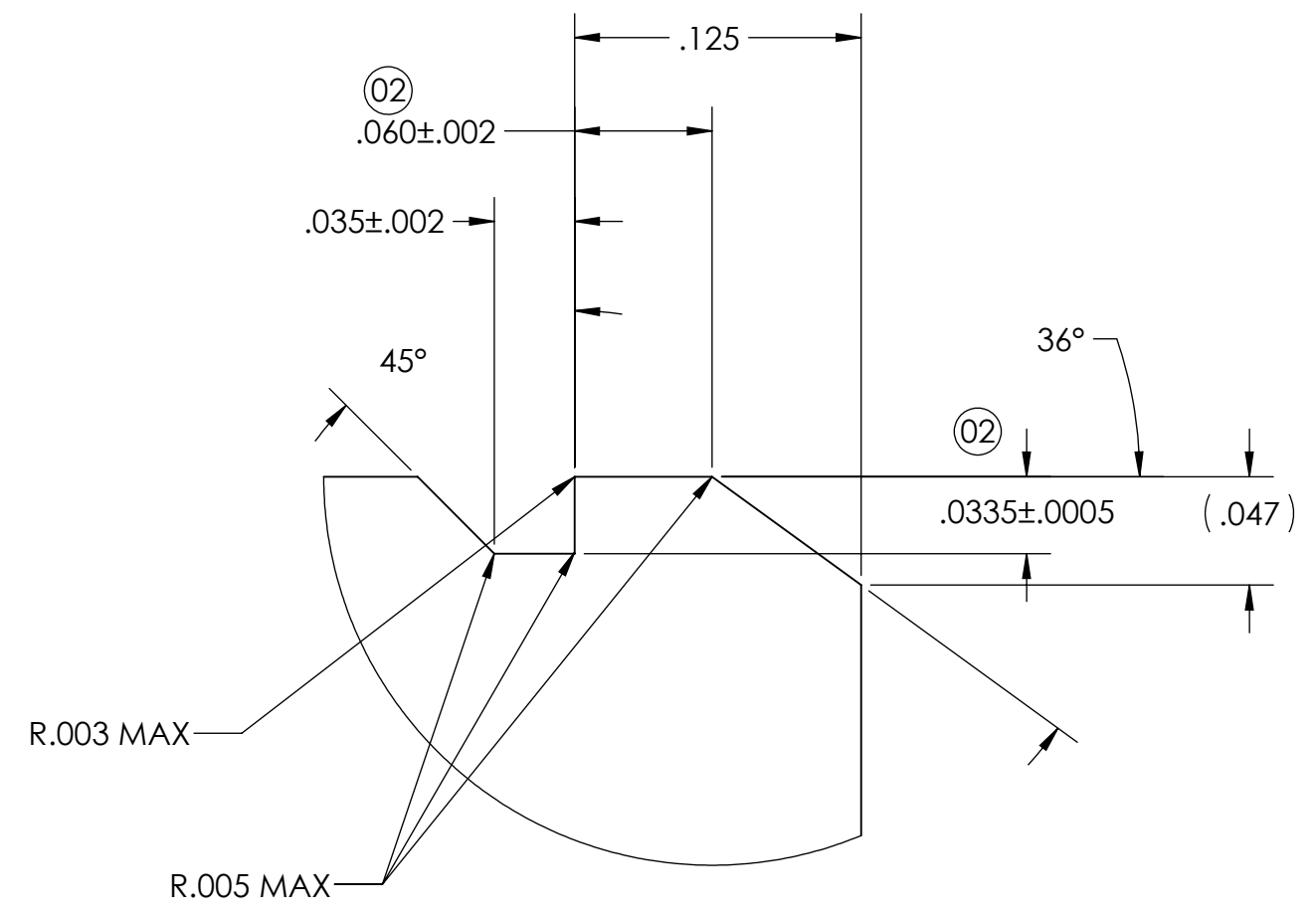
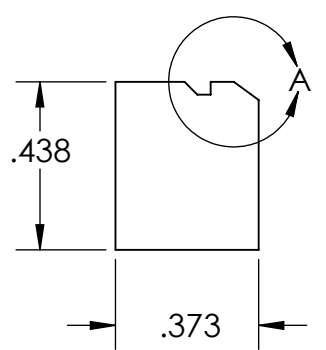
2

1

| REVISIONS |                               |           |          |
|-----------|-------------------------------|-----------|----------|
| REV.      | DESCRIPTION                   | DATE      | APPROVED |
| A         | INITIAL RELEASE               |           |          |
| B         | CPM-10V WAS CARBIDE           | 4/18/2022 | NK       |
| 02        | .0335 WAS .036, .060 WAS .057 | 5/31/2023 | NK       |



ENGRAVE PART NUMBER



DETAIL A  
SCALE 12 : 1

- NOTE:
1. FINISH GRIND PROFILE, NOT EDM
  2. HEAT TREAT FOR OPTIMUM WEAR RESISTANCE (CRYOGENIC TREATMENT)
  3. DOUBLE TEMPERING REQUIRED
  - 4.

|   |   |   |      |      |           |          |         |  |           |  |           |  |      |  |           |  |  |      |          |     |          |         |           |
|---|---|---|------|------|-----------|----------|---------|--|-----------|--|-----------|--|------|--|-----------|--|--|------|----------|-----|----------|---------|-----------|
| <p>THE INFORMATION CONTAINED IN THIS DRAWING IS THE SOLE PROPERTY OF D&amp;M HOLDING COMPANY. ANY REPRODUCTION IN PART OR AS A WHOLE WITHOUT THE WRITTEN PERMISSION OF D&amp;M HOLDING COMPANY IS PROHIBITED.</p> <p>ALL DRAWINGS AND PRINTS, WHETHER IN PRINTED OR ELECTRONIC FORMAT, MAY ONLY BE USED FOR THE PURPOSE FOR WHICH PERMISSION TO USE WAS GRANTED.</p> <p>THIS DOCUMENT MAY CONTAIN TECHNOLOGY OR TECHNICAL DATA, THE USE OF WHICH IS RESTRICTED BY THE U.S. ARMS EXPORT CONTROL ACT. THIS DATA IS SUBJECT TO THE LIMITATIONS SPECIFIED IN THE INTERNATIONAL TRAFFIC IN ARMS REGULATIONS (ITAR). BY ACCEPTING THIS DATA, THE RECIPIENT AGREES TO HONOR THE REQUIREMENTS OF THE ITAR.</p> <p>THE INFORMATION ON THIS DOCUMENT MAY NOT BE TRANSFERRED TO ANY OTHER COUNTRY, OR TO A NATIONAL OF ANY OTHER COUNTRY, OR OTHERWISE BE DISPOSED OF IN ANY OTHER COUNTRY, EITHER IN THEIR ORIGINAL FORM OR AFTER BEING INCORPORATED INTO OTHER END-ITEMS IS PROHIBITED BY FEDERAL LAW.</p> | <p>UNLESS OTHERWISE SPECIFIED:</p> <p>DIMENSIONS ARE IN INCHES</p> <p>TOLERANCES:</p> <p>FRACTIONAL ± 1/64</p> <p>ANGULAR: MACH ± .5 BEND ± 1</p> <p>TWO PLACE DECIMAL ± .01</p> <p>THREE PLACE DECIMAL ± .002</p> <p>FOUR PLACE DECIMAL ± .0005</p> <p>BREAK ALL SHARP CORNERS .01" UNLESS OTHERWISE NOTED</p> <p><b>MATERIAL</b><br/>CPM-10V HRC 62-64 (B)</p> <p><b>FINISH</b><br/>32 GROUND</p> <p>DO NOT SCALE DRAWING</p> | <table border="1"> <tr> <td>NAME</td> <td>DATE</td> </tr> <tr> <td>DRAWN NNK</td> <td>10/12/21</td> </tr> <tr> <td>CHECKED</td> <td></td> </tr> <tr> <td>ENG APPR.</td> <td></td> </tr> <tr> <td>MFG APPR.</td> <td></td> </tr> <tr> <td>Q.A.</td> <td></td> </tr> <tr> <td>COMMENTS:</td> <td></td> </tr> </table> | NAME | DATE | DRAWN NNK | 10/12/21 | CHECKED |  | ENG APPR. |  | MFG APPR. |  | Q.A. |  | COMMENTS: |  | <p><b>D&amp;M Holding Company</b></p> <p>TITLE:<br/><b>7.62X51 HEADTURN CUTTER TOOL</b></p> <p>---</p> <table border="1"> <tr> <td>SIZE</td> <td>DWG. NO.</td> <td>REV</td> </tr> <tr> <td><b>B</b></td> <td>CT10523</td> <td><b>02</b></td> </tr> </table> <p>SCALE: 2:1 WEIGHT: SHEET 1 OF 1</p> | SIZE | DWG. NO. | REV | <b>B</b> | CT10523 | <b>02</b> |
|   | NAME  | DATE  |      |      |           |          |         |  |           |  |           |  |      |  |           |  |  |      |          |     |          |         |           |
|   | DRAWN NNK   | 10/12/21  |      |      |           |          |         |  |           |  |           |  |      |  |           |  |  |      |          |     |          |         |           |
|   | CHECKED   |   |      |      |           |          |         |  |           |  |           |  |      |  |           |  |  |      |          |     |          |         |           |
| ENG APPR.   |   |   |      |      |           |          |         |  |           |  |           |  |      |  |           |  |  |      |          |     |          |         |           |
| MFG APPR.   |   |   |      |      |           |          |         |  |           |  |           |  |      |  |           |  |  |      |          |     |          |         |           |
| Q.A.  |   |   |      |      |           |          |         |  |           |  |           |  |      |  |           |  |  |      |          |     |          |         |           |
| COMMENTS:   |   |   |      |      |           |          |         |  |           |  |           |  |      |  |           |  |  |      |          |     |          |         |           |
| SIZE  | DWG. NO.  | REV   |      |      |           |          |         |  |           |  |           |  |      |  |           |  |  |      |          |     |          |         |           |
| <b>B</b>  | CT10523   | <b>02</b>   |      |      |           |          |         |  |           |  |           |  |      |  |           |  |  |      |          |     |          |         |           |

4

3

2

1